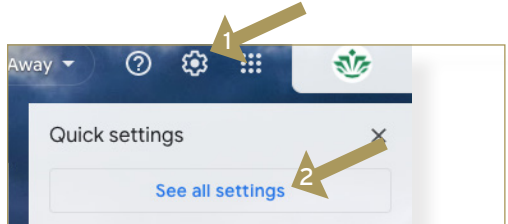


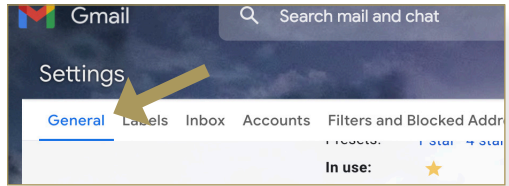


SETTING UP YOUR EMAIL SIGNATURE

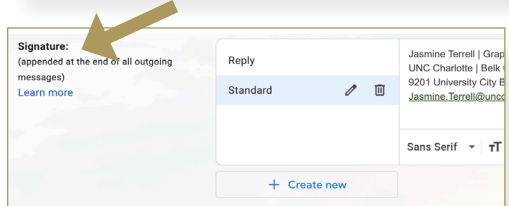
1. Click the gear and click on
See all settings




2. Click on
General tab



3. Scroll down to the
Signature section



4. Click image icon
to upload the
GGDB image
(Note: Upload image *above*
signature and choose the
Medium size)



5. Click save
and enjoy!

